

Contactors - Ratings and Pricing



RSC SERIES

UL / IEC RATED													
MODEL NUMBER	AMP RATINGS				UL HP RATINGS						AUX CONTACT		LIST PRICE
					ONE-PHASE		THREE-PHASE						
	AC1	AC3	AC4	UL	115V	230V	200V	230V	460V	575V	NO	NC	AC COIL
RSC-9-*	20	9	6	20	0.5	1	2	2	5	7.5	1	1	CF
RSC-12-*	25	12	9	25	0.5	2	3	3	7.5	10	1	1	CF
RSC-18-*	30	18	9	30	1	3	5	5	10	15	1	1	CF
RSC-22-*	32	22	13	32	2	3	7.5	7.5	10	15	1	1	CF
RSC-32-*	50	32	17	45	2	5	7.5	10	20	20	2	2	CF
RSC-40-*	60	40	24	50	3	5	10	10	25	25	2	2	CF
RSC-50-*	80	50	32	70	3	7.5	10	15	30	30	2	2	CF
RSC-65-*	100	65	47	80	5	10	15	20	40	40	2	2	CF
RSC-75-*	110	75	52	90	5	15	20	25	50	50	2	2	CF
RSC-85-*	135	85	62	100	7.5	15	25	30	60	60	2	2	CF
RSC-100-*	160	105	75	160	7.5	15	30	30	60	60	2	2	CF
RSC-125-*	160	120	90	160	10	20	40	40	75	75	2	2	CF
RSC-150-*	210	150	110	210	15	25	40	50	100	100	2	2	CF
RSC-180-*	230	180	150	230	15	30	60	60	125	125	2	2	CF
RSC-220-*	275	250	180	275	15	40	60	75	150	150	2	2	CF
RSC-300-*	350	300	220	350	-	-	100	100	200	200	2	2	CF
RSC-400-*	450	400	300	450	-	-	125	150	300	300	2	2	CF
RSC-600-*	660	630	400	660	-	-	150	200	400	400	2	2	CF
RSC-800-*	900	800	630	900	-	-	250	300	600	600	2	2	CF

NEMA RATED								
MODEL NUMBER	NEMA SIZE	NEMA HP RATING THREE PHASE				AUX CONTACTS		LIST PRICE
		200V	230V	460V	575V	N.O.	N.C.	
RSC-9-*	00	1.5	1.5	2	2	1	1	CF
RSC-18-*	0	3	3	5	5	1	1	CF
RSC-32-*	1	7.5	7.5	10	10	2	2	CF
RSC-50-*	2	10	15	25	25	2	2	CF
RSC-85-*	3	25	30	50	50	2	2	CF
RSC-150-*	4	40	50	100	100	2	2	CF
RSC-300-*	5	75	100	200	200	2	2	CF
RSC-600-*	6	150	200	400	400	2	2	CF
RSC-800-*	7	250	300	600	600	2	2	CF

* Add coil suffix. See page 1-7 for CONTACTOR part number assembler.

Web stocked

Contactors - UL / IEC / NEMA

RSC SERIES

660 VAC CONTACTORS

RATINGS

NEMA:	Size 00 - 7
IEC:	9 - 800 AMP
UL:	1 - 600 HP

IEC / NEMA contactor highlights:

Benshaw contactors are used for controlling single and three phase motors and for switching resistive or inductive loads up to 660 VAC.

The RediStart™ contactor line is built and tested to world leading electrical and mechanical standards.



Standard features:

- ◆ Din rail mountable to 85 amps
- ◆ Full product family to 800 amps
- ◆ Direct mount overload relays
- ◆ Draw out cassette coils above 85 amps
- ◆ Integral coil surge suppression above 85 amps
- ◆ Low coil power consumption
- ◆ Phase barriers supplied standard
- ◆ Uni-directional mounting
- ◆ Extremely long lifespan
- ◆ Compact size
- ◆ Unit identification marker

RSC-9~85

- ◆ Finger proof design
- ◆ DIN rail or screw mountable
- ◆ Top/side mount accessories
- ◆ Small physical size
- ◆ Dual auxiliary contacts above 22A
- ◆ Integral voltage barriers

RSC-100~800

- ◆ Draw out cassette type coil
- ◆ Wide voltage range coils
- ◆ Integral coil surge suppression
- ◆ Dual auxiliary contacts

Key Advantages:

- ◆ World's longest electrical and mechanical lifespan
- ◆ UL/CSA, IEC, NEMA, BS, EN, VDE ratings
- ◆ Direct mount thermal overload relays
- ◆ Full line of field installable, modularized accessories
- ◆ Device marking strip
- ◆ AC or DC coil options



Guaranteed ... for two full years.

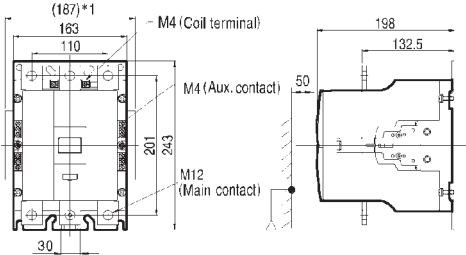
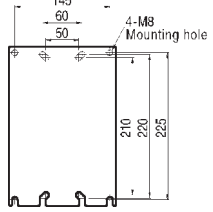
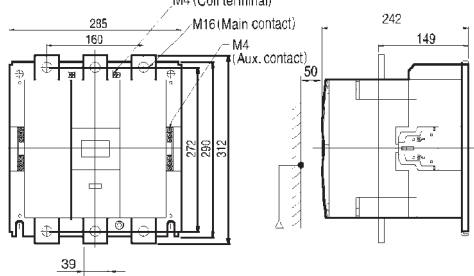
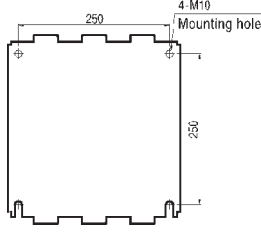
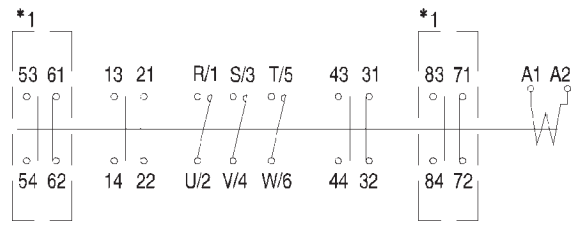
Only Benshaw has a two year guarantee.

Every Benshaw Contactor is guaranteed for two full years. Other manufacturers limit their warranties to just one year. But at Benshaw, we believe that, because we build them better, we can guarantee them longer. We call that "the Benshaw Promise."



RSC Mounting Dimensions

RSC-300~800 UNIVERSAL COILS

TYPE	EXTERNAL DIMENSIONS	DIMENSIONS
<p>RSC-300 RSC-400</p>		<p>RSC-300~400 : 9.20kg</p> 
<p>RSC-600 RSC-800</p>		<p>RSC-600~800 : 22.40kg</p> 
<p>Circuit Diagram</p>	<p>(RSC-300~800)</p> 	

- ¹ With second auxiliary contact block
- Dimensions are in mm (1 inch = 25.4 mm).