



- > Class 10 overload; trip response from 2 to 10 seconds
- > Ambient compensated, bimetallic overload tripping mechanism
- > Phase failure sensitive to IEC/EN 60947
- > Manual / Automatic reset button
- > Built-in NO and NC auxiliary contacts


Direct Mount ZB Thermal Overload Relays for DILM40 – DILM150 Contactors ^①

B

Motor Protection

Overload Relay	Adjustable Setting Range [A]	Auxiliary Contacts		For use with...	Short-Circuit Protection (Max 600V AC)		Catalog Number	Price
		NO	NC		Fuses [A]	Circuit Breaker [A]		
	6 – 10	1	1	DILM40 – DILM65 DIULM40 – DIULM65	40	40	ZB65-10	200
	10 – 16	1	1		60	60	ZB65-16	200
	16 – 24	1	1		90	90	ZB65-24	236
	24 – 40	1	1		125	125	ZB65-40	236
	40 – 57	1	1		200	150	ZB65-57	260
	50 – 65	1	1		200	150	ZB65-65	260
	25 – 35	1	1	DILM80 – DILM150 DIULM80 – DIULM150	125	125	ZB150-35	380
	35 – 50	1	1		225	200	ZB150-50	380
	50 – 70	1	1		250	250	ZB150-70	380
	70 – 100	1	1		600 Class J	400	ZB150-100	400
	95 – 125	1	1		500 Class J	500	ZB150-125	560
	120 – 150	1	1		400 Class J	600	ZB150-150	560

Separate Mount ZB Thermal Overload Relays for DILM80 – DILM150 Contactors

Overload Relay	Adjustable Setting Range [A]	Auxiliary Contacts		For use with...	Short-Circuit Protection (Max 600V AC)		Catalog Number	Price
		NO	NC		Fuses [A]	Circuit Breaker [A]		
	25 – 35	1	1	DILM80 – DILM150 DIULM80 – DIULM150	400 Class J	600	ZB150-35/KK	400
	35 – 50	1	1		400 Class J	600	ZB150-50/KK	400
	50 – 70	1	1		400 Class J	600	ZB150-70/KK	400
	70 – 100	1	1		400 Class J	600	ZB150-100/KK	424
	95 – 125	1	1		400 Class J	600	ZB150-125/KK	600
	120 – 150	1	1		400 Class J	600	ZB150-150/KK	600

^① ZB65 overload relays can be separately mounted using separate mounting base (catalog number: ZB65-XEZ).