




















Auxiliary Contact Modules (for DILM40 – DILM1000 Contactors) ①②

Auxiliary	NO	NC	Schematic	For use with...	Catalog Number	Price
Top Mount - Standard Terminal Markings						
	2	0		DILM40 – DILM150	DILM150-XHI20	52
	1	1			DILM150-XHI11	52
	0	2			DILM150-XHI02	52
	4	0			DILM150-XHI40	92
	3	1			DILM150-XHI31	92
	2	2			DILM150-XHI22	92
	1	3			DILM150-XHI13	92
	0	4			DILM150-XHI04	92
1 + 1EM ③	1 + 1LB ③		DILM150-XHIV22		144	
Top Mount - Alternative Terminal Markings						
	1	1		DILM40 – DILM150	DILM150-XHIA11	52
	2	2			DILM150-XHIA22	92
Side Mount - Standard Terminal Markings						
	1	1		DILM40 – DILM1000	DILM1000-XHI11-SI	92
	1EM ③	1LB ③			DILM1000-XHIV11-SI	92
Side Mount - Alternative Terminal Markings						
	1	1		DILM40 – DILM1000	DILM1000-XHI11-SA	92
See Accessory Guide on previous page						

- ① Positively guided contacts with DILM40 – DILM65 within the auxiliary contact module.
- ② Mirror contact with DILM40 – DILM65 in combination with auxiliary contact module.
- ③ EM = Early Make.
LB = Late Break.