






CWM-N Series - NEMA Rated Standard Contactor

Accessories


Auxiliary Contacts Block							
Location/Description	Mounting on Contactors	Auxiliary Contacts		Catalog Number	List Price	Multiplier	
		N.O.	N.C.				
	Front Mounting	CWM9...105	1	0	BCXMF10	\$10	Z1
		CWM9N...95N	0	1	BCXMF01	\$10	
	Side Mounting	CWM9...CWM300 CWM9N...300N	1	1	BCXML11	\$22	
			2	0	BCXML20	\$22	
Side Mounting, Second Block			1	1	BCXMRL11	\$22	
			2	0	BCXMRL20	\$22	
Side Mounting		CWM400...CWM800	1	1	BCXML11 CWM800	\$65	
Side Mounting, Second Block			1	1	BCXMRL11 CWM800	\$65	

Maximum # of added auxiliary contacts per contactor frame size: Note that side mountable version has 2 aux. contacts per block. CWM9...25 = 4 aux. contacts; CWM32...40 = 6 aux. contacts; CWM50...300E = 8 aux. contacts.

Mechanical Interlock Block							
Location/Description	Mounting on Contactors	Auxiliary Contacts		Catalog Number	List Price	Multiplier	
		N.O.	N.C.				
	Side mounted between two contactors	CWM9...105 CWM9N...95N	0	0	BLIM 9-105	\$29	Z1
			0	2	BLIM.02 9-105	\$40	
		CWM112...300 1CWM150N CWM300N	0	0	BLIM 112-300	\$77	
			0	0	BLIM CWM400	\$63	
	Bottom mounted	CWM400	0	0	BLIM CWM400	\$63	
		CWM630...CWM800	0	0	BLIM CWM800	\$1,850	

Notes: For CWM9...CWM105 the mechanical interlock can be used to interlock different frame sizes. For CWM112...CWM300, the mechanical interlock has to be used with contactors that have the same mechanical frame size.

For BLIM CWM800, a metal mount base is provided with this accessory for an accurate assembling of the contactors.

Surge Suppressors						
Description	Mounting on Contactors	Voltage Range	Catalog Number	List Price	Multiplier	
	Limits switching transients from contactor pick-up	CWM9...40 CWM9N...32N	24...48Vac	BAMRC4 D53	\$30	Z1
			50...127Vac	BAMRC5 D55	\$30	
			130...250Vac	BAMRC6 D63	\$30	
		CWM50...105 CWM50N...95N	24...48Vac	BAMRC7 D53	\$30	
			50...127Vac	BAMRC8 D55	\$30	
			130...250Vac	BAMRC9 D63	\$30	
		CWM9...105 CWM9N...95N	270 - 380Vac	BAMV D68	\$30	
			400 - 510Vac	BAMV2 V73	\$30	

Note: CWM112...300 with Electronic Module and CWM400...800 already have the surge suppressor built-in on the electronic module

General Information
Circuit Protection
Disconnect Switches
Motor Protectors
Contactors
Overloads
Enclosed Starters
Relays
Pushbuttons and Pilot Lights
Terminal Blocks
Power Factor Correction
Appendix A
Appendix B