


3RV Motor Starter Protectors For Motor Protection



3RV10 Class 10 & 20 – up to 100A

MOTOR STARTER
PROTECTORS

Description	Ordering Information
<p>The 3RV203/204 MSPs are UL approved as Self Protected Combination Motor Controllers which are also called Type E. In this application, all the required functions for a motor branch are provided in one device: disconnect, short circuit protection, motor control and overload protection. A type E terminal adaptor is required for all S2 frame 3RV2031 above 45A and all S2 frame 3RV2032 as well as for all S3 frame motor starter protectors.</p> <p>The 3RV203/204 MSPs are also approved for use as follows:</p> <ul style="list-style-type: none"> – Manual Motor Controller: Motor starter, motor disconnect, control and overload protection. – Group Installation: Motor starter only, motor disconnect, control and overload protection. – Tap conductor Protection in Group Installation acc. NEC: Motor starter only; motor disconnect, control and overload protection. <p>When the 3RV203/204 is used with one of the 3 above mentioned approvals, they can be installed downstream of one circuit breaker or fuse set.</p> <p>For more detailed application information and rules how to apply, size and rate these MSPs in control panels in general, in group installations or in accordance to international IEC standards visit our website: www.usa.siemens.com/controlpaneldesign</p>	<ul style="list-style-type: none"> ▶ ON/OFF rotary handle with lockout and visible trip indication. ▶ Adjustment dial for setting to motor FLA. ▶ Class 10 overload trip characteristics. ▶ Short circuit trip at 13 times the maximum setting of the FLA adjustment dial. ▶ Short circuit current rating: ▶ Ambient compensated up to 140° F (applies to side by side mounting). ▶ Phase loss sensitivity. ▶ Test trip function. ▶ Auxiliaries and Accessories see pages 1/10–1/20. ▶ General Information see pages 1/32–1/35. ▶ Technical Data see pages 1/21–1/31. ▶ Dimensions see page 1/36–1/39.

Note: Select MSP by motor Full Load Amperes. Horsepower ratings are for reference only.

Illustration	FLA Adjustment Range [A]	Single Phase HP rating ¹⁾		3 Phase HP Rating ¹⁾				Inst. Short-Circuit Release [A]	UL short-circuit breaking capacity @ 277V/480V [kA] ⁶⁾	Trip Class 10	Trip Class 20
		115V	240V	200V	230V	460V	575V			Order Number ⁴⁾	Order Number ⁴⁾
	3RV203 Frame Size S2										
	9.5 - 14	1.5	3	5	5	10	15	208	65	3RV2031-4SA10	3RV2031-4SB10
	12 - 17	1.5	3	5	7.5	15	15	260	65	3RV2031-4TA10	3RV2031-4TB10
	14 - 20	1.5	3	7.5	7.5	15	20	260	65	3RV2031-4BA10	3RV2031-4BB10
	18 - 25	2	5	7.5	10	20	25	325	65	3RV2031-4DA10	3RV2031-4DB10
	22 - 32	3	5	10	10	25	30	416	65	3RV2031-4EA10	3RV2031-4EB10
	28 - 36	3	7.5	15	15	30	40	520	65	3RV2031-4PA10	3RV2031-4PB10
	32 - 40	3	7.5	15	15	30	40	585	65	3RV2031-4UA10	3RV2031-4UB10
	35 - 45	3	10	15	15	40	50	650	65	3RV2031-4VA10	3RV2031-4VB10
	42 - 52	5	10	15	20	40	50	741	65	3RV2031-4WA10	3RV2031-4WB10
49 - 59	5	15	20	25	50	60	845	30	3RV2031-4XA10	3RV2031-4XB10	
54 - 65	5	15	20	25	50	60	845	30	3RV2031-4JA10	3RV2031-4JB10	
62 - 73	7.5	15	25	30	60	75	949	30	3RV2031-4KA10	3RV2031-4KB10	
70 - 80 ⁷⁾	7.5	15	25	30	60	75	1040	30	3RV2032-4RA10	3RV2032-4RB10	
	3RV204 Frame Size S3										
	28 - 40	3	7.5	15	15	30	40	520A	65	3RV2041-4FA10	3RV2042-4FB10
	36 - 50	5	10	15	20	40	50	650A	65	3RV2041-4HA10	3RV2042-4HB10
	45 - 63	5	15	20	25	50	60	819A	65	3RV2041-4JA10	3RV2042-4JB10
	57 - 75	7.5	15	25	25	60	75	975A	65	3RV2041-4KA10	3RV2042-4KB10
	65 - 84	7.5	15	25	30	60	75	1170A	65	3RV2041-4RA10	3RV2042-4RB10
	75 - 93	7.5	20	30	40	75	100 ³⁾	1300A	65	3RV2041-4YA10	3RV2042-4YB10
	80 - 100	10	25	40	40	75	100 ³⁾	1300A	65	3RV2041-4MA10	3RV2042-4MB10

1) Select motor starter protector by motor full load amps. Horsepower ratings for reference only.

2) Size S2 and S3 are listed as type E combination motor controllers. For required Type E terminals see page 1/13. 3RV2031 MSPs with a current setting limit of 45A or less do not require a type E terminal and fulfill the spacing requirements of UL508.

3) Shaded ratings apply for group installation only. These ratings do not apply as UL listed manual combination starters.

4) Pre-assembled motor starter protector and transverse auxiliary switch with 1NO + 1NC is available. Replace the last digit of the order no. with a "5".

5) 3RV1 MSPs can only be used with 3RT1 contactors and accessories. 3RV2 MSPs can only be used with 3RT2 contactors and accessories.

6) For 100kA SCCR rated MSPs, change the part number from 3RV2031 to 3RV2032. (applies to S2 frame only through 65A).

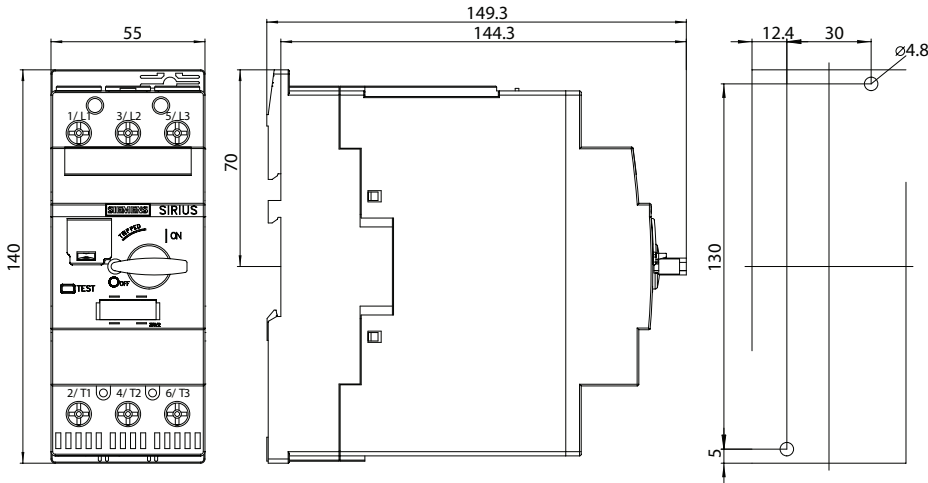
7) Suitable for use with IE3/IE4 motors up to a starting current of 720A. For higher starting currents use size S3.

Refer to pages 1/21 to 1/23 when using an MSP in a Manual Motor Starter or a Manual Self-Protected Combination Motor Controller.

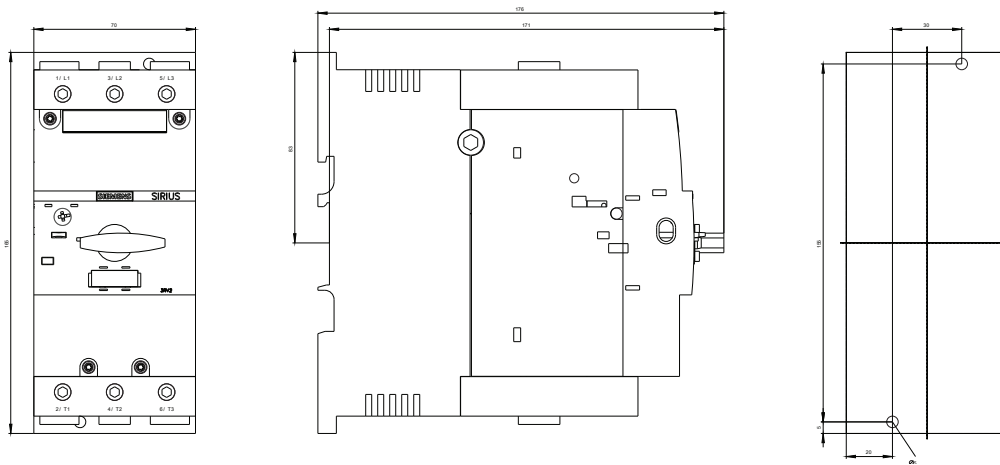
General Data

3RV – up to 100 A

3RV2.32 MSP, size S2



3RV2.4 size S3



3RV2 MSP, size S00, 3RV2111

