

Contactors and Contactor Assemblies

Control Relays, Coupling Relays

SIRIUS



3RH21 control relays, 4-pole

Selection and ordering data
AC and DC operation



3RH11...-1...



3RH11...-2...

Size S00 – Terminal designations according to EN 50011

Rated current at 240 V NEMA A600/Q600 Amps	Auxiliary contacts		Rated control supply voltage U_s V AC 50/60 Hz ³⁾	AC Operation Screw Terminals ¹⁾²⁾ Order No.	Rated control supply voltage U_s V DC	DC Operation Screw Terminals ¹⁾²⁾ Order No.
	Ident- ification No.	Version NO NC				

For screw and snap-on mounting onto TH 35 standard mounting rail

	10	40E	4 —	24 110/120 220/240	3RH2140-1AB00 3RH2140-1AK60 3RH2140-1AP60	24 110 220	3RH2140-1BB40 3RH2140-1BF40 3RH2140-1BM40
	10	31E	3 1	24 110/120 220/240	3RH2131-1AB00 3RH2131-1AK60 3RH2131-1AP60	24 110 220	3RH2131-1BB40 3RH2131-1BF40 3RH2131-1BM40
	10	22E	2 2	24 110/120 220/240	3RH2122-1AB00 3RH2122-1AK60 3RH2122-1AP60	24 110 220	3RH2122-1BB40 3RH2122-1BF40 3RH2122-1BM40

Notes:

- For further voltages, see page 2/49.
- For accessories, see pages 2/66-2/77.
- For technical data, see pages 2/185-2/188.
- For overview, see page 2/116.
- For position terminals, see page 2/202-2/203.
- For dimension drawings, see page 2/124.

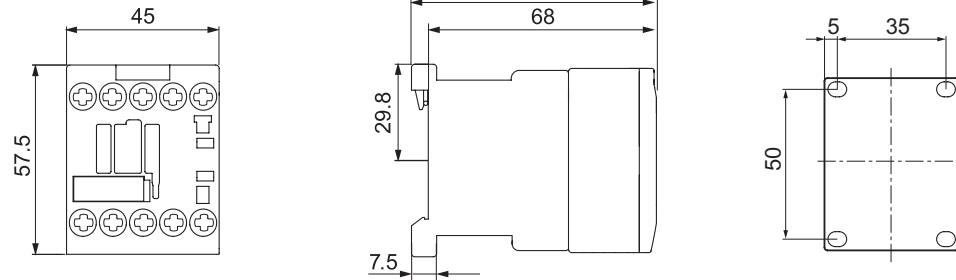
- 1) The 3RH21 contactor relays are also available with spring-type terminals. Replace the 8th digit of the order number with a "2" e.g. "3RH2140-2AB00"
- 2) The 3RH21 contactor relays are also available with ring lug terminals. Replace the 8th digit of the order number with a "4" e.g. "3RH2140-4AB00"
- 3) AC coil operating range at 50 Hz: 0.8 to 1.1 x U_s at 60 Hz: 0.85 to 1.1 x U_s
- 4) For AC-15/AC-14 the following applies: $I_e = 6A$ for mounted auxiliary contacts.

3RH21 and 3RH24 control relays

Dimension drawings

3RH21 control relays

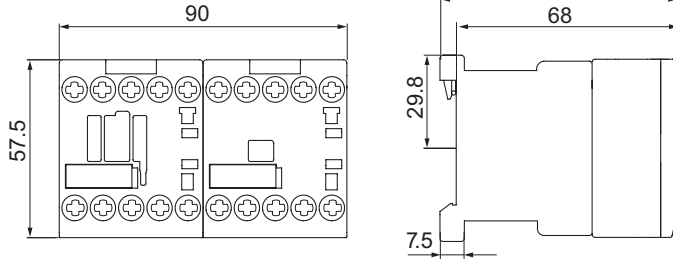
Size S00, with screw connections



Lateral clearance from earthed parts = 6 mm

3RH24 latched control relays

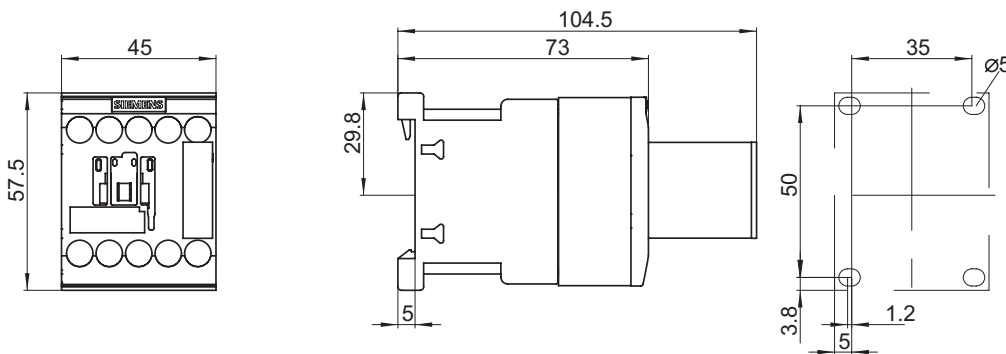
Size S00



3RH21 coupling relay

Dimension drawings

Size S00, with screw connections, with surge suppressor



- 1) Surge suppressor
- 2) Drilling pattern

Deviating dimensions for coupling relays with Spring-type terminal connections

Height: 69.5 mm

For specific dimensions, 2D / 3D CAD files and technical data, please visit www.siemens.com/cax